




jack-italia.it



FaceBook



Braccio Rovescio 4 Aghi



8740C

2023.06

8740C

Braccio Rovescio 4 Aghi
Motore integrato, rasafilo pneumatico e aspira ritagli



Intimo **Costumi** **Bambini** **Sub** **Sport**

Adatta a intimo, costumi, tute da sub in neoprene, abbigliamento sportivo.




1 Cilindro piccolo

Il piccolo braccio misura solo 150mm, rende la macchina adatta a chiudere tubolari molto piccoli.




2 Alzapiedino automatico

L'alzapiedino automatico con struttura a molla permette ampia adattabilità a vari tipi di tessuto.




3 Rasafilo pneumatico (UTL)

Grazie alla fotocellula integrata è possibile attivare il taglio automatico a inizio e fine cucitura, inoltre l'aspirazione porta via la catenella in eccesso.




4 Aspira Ritagli (AW1S)

I ritagli generati dal coltello rifilatore vengono aspirati mantenendo lo spazio di lavoro ordinato e pulito, senza accumulare sporcizia.



5 Motore Integrato

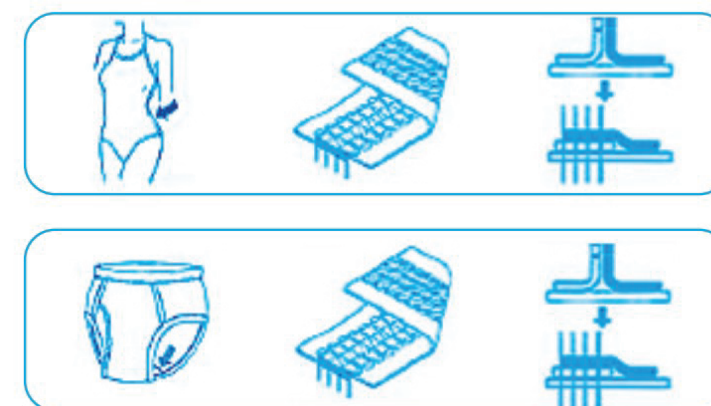
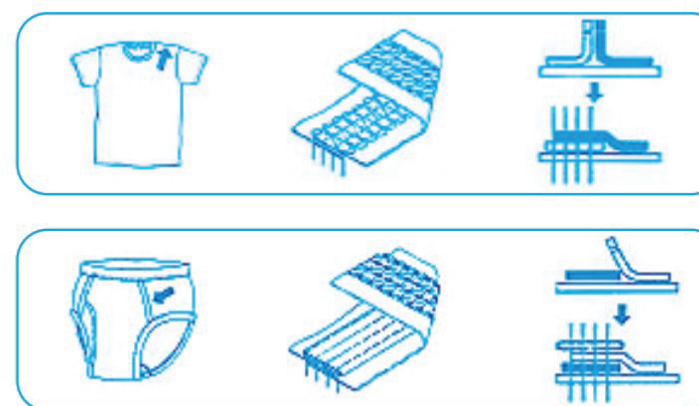
Motore silenzioso e con ridotte vibrazioni a basso consumo energetico, permette inoltre maggior sicurezza e rapidità nel montaggio e installazione.



6 Nessuna perdita d'olio

Grazie alla struttura sigillata non avrai perdite di olio che rovineranno i capi.

Disponibile a 1 o 2 coltelli:



Specifiche

Model	Needle	Threads	Needle qty	Needle gauge	Differential ratio	Presser foot height	Needle bar distance	Max speed (S.p.m)	Fabric cutting method	Trimming method	Volume (mm)	Weight (kg)
JK-8740C-452-01-D-AW1S	#11	6	4	1.4-3.0	1:0.6-1:1.5	6.0	30	3200	One-way cutting	Manual way	64.5x53.5x49.5	44.3/58.4
JK-8740C-460-01-D-AW1S	#11	6	4	1.4-3.0	1:0.6-1:1.5	6.0	30	3200	One-way cutting	Manual way	64.5x53.5x49.5	44.3/58.4
JK-8740C-460-01-UTL-AW1S	#11	6	4	1.4-3.0	1:0.6-1:1.5	6.0	30	3200	One-way cutting	Pneumatic type	64.5x53.5x49.5	45.9/61.7
JK-8740C-460-01-UT-AW2S	#11	6	4	1.4-3.0	1:0.6-1:1.5	6.0	30	3200	One-way cutting	Electric way	64.5x53.5x49.5	47.1/59.1
JK-8740C-452-02-D-AW1S	#11	6	4	1.4-3.0	1:0.6-1:1.5	6.0	30	3200	Two-way cutting	Manual way	64.5x53.5x49.5	44.3/58.4
JK-8740C-460-02-D-AW1S	#11	6	4	1.4-3.0	1:0.6-1:1.5	6.0	30	3200	Two-way cutting	Manual way	64.5x53.5x49.5	44.3/58.4
JK-8740C-452-02-UTL-AW1S	#11	6	4	1.4-3.0	1:0.6-1:1.5	6.0	30	3200	Two-way cutting	Pneumatic type	64.5x53.5x49.5	45.9/61.7
JK-8740C-460-02-UT-AW2S	#11	6	4	1.4-3.0	1:0.6-1:1.5	6.0	30	3200	Two-way cutting	Electric way	64.5x53.5x49.5	47.1/59.1
JK-8740C-460-02H-D-AW1S	#11	6	4	1.4-3.0	1:0.6-1:1.5	6.0	30	3200	Two-way cutting	Manual way	64.5x53.5x49.5	44.3/58.4
JK-8740C-452-02H-UTL-AW1S	#11	6	4	1.4-3.0	1:0.6-1:1.5	6.0	30	3200	Two-way cutting	Pneumatic type	64.5x53.5x49.5	45.9/61.7
JK-8740C-460-02H-UT-AW2S	#11	6	4	1.4-3.0	1:0.6-1:1.5	6.0	30	3200	Two-way cutting	Electric way	64.5x53.5x49.5	47.1/59.1
JK-8740C-460-01-D-AW1S-T1	#11	6	4	1.4-3.0	1:0.6-1:1.5	6.0	30	3200	One-way cutting	Manual way	64.5x53.5x49.5	44.3/58.4